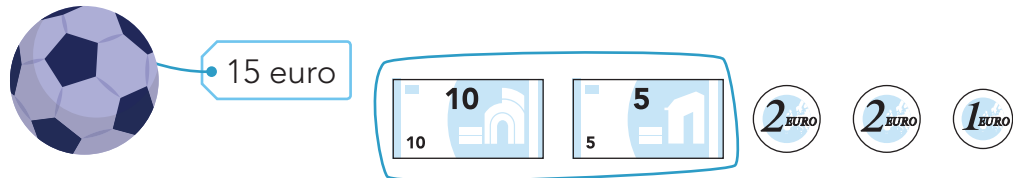




doel

► Je oefent bedragen tot en met 20 euro te herkennen en samen te stellen.

hulp






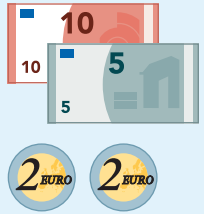




1

Is het bedrag goed?

 <p>20 euro</p>	 <p>13 euro</p>	 <p>9 euro</p>	 <p>17 euro</p>
 <p><input type="checkbox"/> <input checked="" type="checkbox"/></p>	 <p><input checked="" type="checkbox"/> <input type="checkbox"/></p>	 <p><input checked="" type="checkbox"/> <input type="checkbox"/></p>	 <p><input type="checkbox"/> <input checked="" type="checkbox"/></p>

2

Maak samen 20 euro.

(Pink lines connect the 10 Euro note in the first row to the 5 Euro note in the second row, and the 2 Euro coins in the first row to the 1 Euro coin in the second row.)

ga verder





3

Maak het bedrag.

Hoeveel moet er nog bij?



5 euro banknote, 2 euro coin, 1 euro coin
nog ... 8 euro

10 euro banknote, 2 euro coin
nog ... 4 euro

5 euro banknote, 5 euro banknote, 5 euro banknote
nog ... 1 euro

5 euro banknote, 2 euro coin
nog ... 9 euro

4

Maak het bedrag.

Doe het met zo min mogelijk munten en biljetten.

8 euro price tag, monkey illustration
10 euro banknote, 5 euro banknote
2 euro coin, 2 euro coin, 2 euro coin
1 euro coin, 1 euro coin, 1 euro coin

11 euro price tag, digital clock illustration
10 euro banknote, 5 euro banknote
2 euro coin, 2 euro coin, 2 euro coin
1 euro coin, 1 euro coin, 1 euro coin

18 euro price tag, roller skates illustration
10 euro banknote, 5 euro banknote
2 euro coin, 2 euro coin, 2 euro coin
1 euro coin, 1 euro coin, 1 euro coin

14 euro price tag, aquarium illustration
10 euro banknote, 5 euro banknote
2 euro coin, 2 euro coin, 2 euro coin
1 euro coin, 1 euro coin, 1 euro coin

Klaar!